



*Seeing Is Believing...*

**ORDER SAMPLES NOW!**

You can't tell **the quality**  
of a product without inspecting it.



**NO RISK OR OBLIGATION TO BUY!**

- *Keep samples for 90 days at no cost.*
- *After 90 days, purchase the items or return them to us.*

**5%**

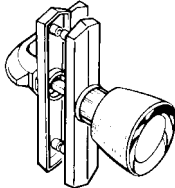
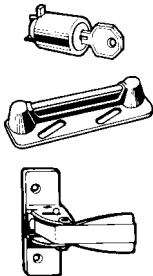
**BONUS CREDIT**

On your first order for any items you sample.

**You Pay Nothing...**

*unless you keep the samples.  
If you decide not to, we'll  
even pay the return shipping.*

# PRODUCT COMPARISON CHART



DESCRIPTION	TACO PRODUCT NO.	IDEAL SECURITY		WRIGHT PRODUCT NO.
		OLD PROD. NO.	NEW PROD. NO.	
<b>DOOR CLOSERS</b>				
Standard, Pneumatic	4900	SK-9	17-9 & 89	V920
Economy, Pneumatic	4910	SK-85	17-85	V820
Salt Air Economy, Pneumatic	S4910	DC-50		
Shock Absorber, Standard	4920	SK-95	17-95	V2105
Shock Absorber, Pneumatic	4920	SK-95	17-95	V2105
Torsion Bar, Heavy Duty	DX15	SK-3015	17-15	V170
Torsion Bar, Pneumatic	DX15	SK-3015	17-15	V170
Heavy Duty, Pneumatic	4030			V150
Standard, Hydraulic	4950	SK-125	18-25	VH440
<b>PUSHBUTTON LATCHES &amp; LOCKS (Pitcher Handle Type)</b>				
1¾" Colonial Style	L-01	SK960	12-60	VC333
1¾" Latch	L-02	SK960	12-60	VC333
1¾" Latch	L-03	SK950	12-50	VF333
1¾" Latch	L-04	SK-11	12-11	
1½" Latch	L-05	SK980	12-80	V398
1¾" Latch	L-06	SK980	12-80	V398
<b>KNOB LATCHES &amp; LOCKS</b>				
3" Knob Latch	K-01	SK15	11-15	V777
1¾" Knob Latch	K-02	SK600	11-60	V666
<b>KEY PLUGS, REPLACEMENT STRIKES, INSIDE HANDLES</b>				
Round Key Plug	KP-11	SK8	22-08	V3 V777ST
Square Key Plug	KP-21	SK1588	22-88	
Low Strike	LS-31	SK1	23-01	
High Strike	LS-41			
1¾" Latch Handle	L-51			
1½" Latch Handle	L-52			
<b>STORM DOOR CHAINGUARD KITS</b>				
Complete Kit	3700	SK14	23-14	V-11
Kit with Hangu Spring & Nail	DX3700			
				

# STORM • SCREEN • SECURITY DOOR HARDWARE



We are pleased to announce the continuous availability of a wide assortment of top quality, competitively priced Storm Door Hardware from the only foreign manufacturer of top quality closers, latches and other storm door hardware.

7 MODELS OF DOOR CLOSERS EQUAL TO THOSE  
MANUFACTURED BY TWO LEADING USA MFRS.

MANY POPULAR MODELS OF LATCHES, LOCKS  
AND STORM CHAINS, ETC.



ALL BOXED  
CLOSERS AND  
LATCHES ARE  
DECORATIVE  
"SELF-SELL  
PACKED" HANG  
UP BOXES



ALL DOOR CLOSERS  
ARE GUARANTEED FOR  
100,000 CYCLES!


THICK, NON-  
BENDING CARDS –  
WILL NOT CREASE  
OR TWIST ON  
CORNERS.

# SECURITY & STORM DOOR CLOSERS

We are pleased to offer this assortment of top quality closers--  
all guaranteed for 100,000 cycles.  
Assures you of many years of trouble-free operation.

MODEL  
No.  
4900

Barrel Length 10½" Diam. 1¼"



Similar to:  
IDEAL  
SECURITY  
SK9  
& WRIGHT 920

## STANDARD-DELUXE DUTY ALL-PURPOSE PNEUMATIC DOOR CLOSER

The most popular size and model closer for new installation or replacement of most popular selling brands. Sure, smooth, silent closing action of doors. Adjustable closing power and speed. Easily operated by a valve and built-in positive latching feature guarantees that door will always close securely. All internal parts are continuously lubricated by oil. All finishes are baked-on durable acrylic lacquer which assures long, corrosion-free use.

**EXCELLENT QUALITY AT GREAT PRICES!**

Packed: 50 per case

MODEL NO.	FINISH	UNITS	UNITS PER/CTN	WT. PER/CTN	LIST PRICE EA.
TA4900 ALU	Aluminum	1 Bx	10	13 lbs.	<b>\$8.55</b>
TA4900 BK	Black	1 Bx	10	13 lbs.	<b>8.55</b>
CD4900 ALU	Aluminum	1 Cd	10	15 lbs.	<b>9.20</b>
CD4900 BK	Black	1 Cd	10	15 lbs.	<b>9.20</b>
TA4900 WT	White	1 Bx	10	13 lbs.	<b>8.55</b>
CD4900 WT	White	1 Cd	10	15 lbs.	<b>8.55</b>

MODEL  
No.  
4910

Barrel Length 9" Diam. 1¼"



Similar to:  
IDEAL  
SECURITY  
SK85  
WRIGHT  
V-820

## STANDARD-ECONOMY MODEL PNEUMATIC DOOR CLOSER

A fine quality economy closer for general purpose usage.

Features: • Self-lubricating piston action

- Adjustable speed control valve
- Positive latching action
- Adjustable closing power
- Easy to install

**BEST PRICES FOR ECONOMY CLOSERS!**

Packed: 50 per case

MODEL NO.	FINISH	UNITS	UNITS PER/CTN	WT. PER/CTN	LIST PRICE EA.
TA4910	Alum/Blk	1 Bx	10	10 lbs.	<b>\$7.75</b>
CD4910	Alum/Blk	1 Cd	10	12 lbs.	<b>8.40</b>
S4910	Alum*/Blk	1 Bx	10	10 lbs.	<b>8.40</b>

(\*Salt-air model has aluminum tube of sprayed steel.)

MODEL  
No.  
4920

Barrel Length 9" Diam. 1¼"



Similar to:  
IDEAL  
SECURITY  
SK95  
WRIGHT  
V-2105

## SHOCK-ABSORBER STANDARD-DELUXE ALL PURPOSE PNEUMATIC DOOR CLOSER

An exact replacement for the Storm King, model No. 105 closer. External bumper spring helps cushion any severe, sudden door opening, like those caused by wind gusts, at maximum door open position, thus preventing injury or damage to door and hardware!

- Adjustable closing speed controlled by simple valve screw
- Concealed compression spring and external bumper guard work together to eliminate slam
- Built-in positive latching feature will secure door


MODEL NO.	FINISH	UNITS	UNITS PER/CTN	WT. PER/CTN	LIST PRICE EA.
TA4920	Alum/Blk	1 Bx	10	15 lbs.	<b>\$9.75</b>
CD4920	Alum/Blk	1 Cd	10	16 lbs.	<b>10.38</b>

Packed: 50 per case

# SECURITY & STORM DOOR CLOSERS

Usable on all types and makes of security, storm, screen or jalousie doors and will serve as a replacement for all brands and models of existing closers and also brands used in the last 25 years.

MODEL  
No.  
**DX 15**



Similar to:  
IDEAL  
SECURITY  
DC15

## COUNTER-BALANCING HEAVY-DUTY PNEUMATIC DOOR CLOSER

This heavy-duty door closer includes a unique counter balancing bar which acts as a counter balancing spring and reduces power build-up as door opens. Smooth, even closing.


- Excellent for use with all ornamental iron doors and other heavy-duty types of storm or jalousie doors
- Superior latching power
- Twice as much power as standard closers in all door closer functions
- Easy screw driver speed adjustments
- Internal shock absorber spring checks swing of door at end of opening cycle. Air-tight plunger seal
- Lifetime lubrication for years of trouble-free use

No whip or bounce created on the closing cycle. Door opens with smooth, full swing. Result is a door closing action similar to that of a commercial hydraulic closer.

MODEL NO.	FINISH	UNITS	UNITS PER/CTN	WT. PER/CTN	LIST PRICE EA.
DX15BK	Black	1 Bx	10	18 lbs.	<b>\$11.83</b>
DX15WT	White	1 Bx	10	20 lbs.	<b>11.83</b>
DX15BN	Brown	1 Bx	10	18 lbs.	<b>11.83</b>
CDDX15BK	Black	1 Cd	10	20 lbs.	<b>12.48</b>

Packed: 50 per case

MODEL  
No.  
**4930**



Similar to:  
IDEAL  
SECURITY  
DB3015  
WRIGHT  
V-150

## HEAVY DUTY TYPE ALL-PURPOSE PNEUMATIC DOOR CLOSER


This heavy-duty door closer has all the same features as our model No. DX15 closer except the counter-balancing bar.

- Excellent for use with all ornamental iron doors and other heavy-duty types of storm or jalousie doors
- Superior latching power
- Twice as much power as standard closers in all door closer functions
- Easy screw driver speed adjustments
- Internal shock absorber spring checks swing of door at end of opening cycle. Air-tight plunger seal
- Lifetime lubrication for years of trouble-free use

MODEL NO.	FINISH	UNITS	UNITS PER/CTN	WT. PER/CTN	LIST PRICE EA.
TA4930 ALU	Aluminum	1 Bx	10	18 lbs.	<b>\$11.18</b>
TA4930 BK	Black	1 Bx	10	18 lbs.	<b>11.18</b>
CD4930 ALU	Aluminum	1 Cd	10	20 lbs.	<b>12.48</b>
CD4930 BK	Black	1 Cd	10	20 lbs.	<b>12.48</b>

Packed: 50 per case

MODEL  
No.  
**4950**



Similar to:  
IDEAL  
SECURITY  
SK125

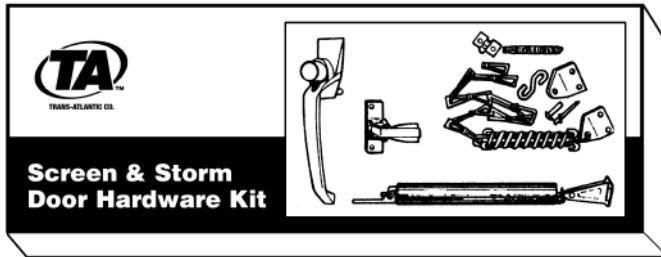
## HYDRAULIC-ADJUSTABLE STANDARD-DELUXE DOOR CLOSER

Easily adjusted door closing speed by a twist-turn of closer barrel. Just rotate tube to allow door to open 120 degrees and glide smoothly closed, via hydraulic action. Permanently sealed spring and hydraulic unit not affected by temperature changes.

MODEL NO.	FINISH	UNITS	UNITS PER/CTN	WT. PER/CTN	LIST PRICE EA.
TA4950 ALU	Aluminum	1 Bx	10	10 lbs.	<b>\$11.83</b>
TA4950 BK	Black	1 Bx	10	10 lbs.	<b>11.88</b>
CD4950 ALU	Aluminum	1 Cd	10	10 lbs.	<b>12.48</b>
CD4950 BK	Black	1 Cd	10	10 lbs.	<b>12.48</b>

Packed: 50 per case

# DELUXE SECURITY SCREEN & STORM DOOR HARDWARE KITS



MODEL NO.	HOLE CENTER	FINISH	LIST PRICE
KT101 BK	1½"	Black	\$15.63 ea.
KT102 BK	1¾"	Black	\$15.63 ea.
KT103 BK	1½"	Black	\$18.25 ea.
KT104 BK	1¾"	Black	\$18.25 ea.

## STANDARD MODELS CONTAIN:

### KT101BK

- TA4900 Pneumatic Closer
- L-05 Pushbutton latch - 1½"
- DX3700 Deluxe Single Spring Chain

### KT102BK

- TA4900 Pneumatic Closer
- L-06 Pushbutton latch - 1¾"
- DX3700 Deluxe Single Spring Chain

## HEAVY DUTY MODELS CONTAIN:


### KT103BK

- TA4930 Heavy Duty Pneumatic Closer
- L-05 Pushbutton latch - 1½"
- DX3700 Deluxe Single Spring Chain

### KT104BK

- TA4930 Heavy Duty Pneumatic Closer
- L-06 Pushbutton latch - 1¾"
- DX3700 Deluxe Single Spring Chain

## DELUXE COUNTER-BALANCING HEAVY DUTY PNEUMATIC DOOR CLOSER WITH DELUXE SINGLE SPRING CHAIN WITH HANG-UP SPRING AND NAIL




MODEL NO.	FINISH	LIST PRICE
SDK-10 BK	BLACK	\$14.88 ea.
SDK-10 WT	WHITE	\$14.88 ea.

## CONTAINS:

- DX15 Heavy Duty Torsion Bar Closer
- DX3700 Deluxe Single Spring Chain

## HIGH QUALITY COASTAL - CLIMATE SCREEN DOOR HARDWARE KIT

### ALUMINUM TUBE CLOSER • AVAILABLE IN WHITE OR BRONZE FINISH



MODEL NO.	HOLE CENTER	FINISH	LIST PRICE
KT105 WT	1¾"	White	\$15.63 ea.
KT105 BZ	1¾"	Bronze	\$15.63 ea.

## CONTAINS:

- TA4900 Closer with Aluminum Tube
- L-06 Pushbutton Latch - 1¾"

# STORM • SCREEN • SECURITY DOOR LOCKS AND LATCHES

FITS ALL ALUMINUM, WOOD OR IRON OUTSWINGING COMBINATION  
SCREEN/STORM AND SECURITY DOORS

**L-01 PUSHBUTTON  
LATCH  
KL-01 PUSHBUTTON  
LOCK**

- Beautiful colonial hammered black finish
- For out-swinging wood or metal doors
- Installation hole spacing - 1¾" centers
- Fits doors 1" to 1¼" thick
- Spring loaded pushbutton with solid strike

Similar to:


**IDEAL SECURITY:**

SK1250 CD

**WRIGHT:**

VC333 BK

VC333 XK

 <p><b>WHEN ORDERING SPECIFY:</b> BX - Boxed CD - Carded ALU - Aluminum BK - Black</p>	MODEL NO.	FINISH	UNITS PER/CTN	WT. PER/CTN	LIST PRICE EA.
	L01CD	BLACK or ALUMINUM	10 CDS	10 lbs.	\$7.50
	L01BX	BLACK or ALUMINUM	10 BXS	10 lbs.	7.10
	KL01CD	BLACK or ALUMINUM	10 CDS	10 lbs.	9.85
	KL01BX	BLACK or ALUMINUM	10 BXS	10 lbs.	9.60

**L-02 PUSHBUTTON  
LATCH  
KL-02 PUSHBUTTON  
LOCK**

- Beautiful colonial hammered black finish
- For out-swinging wood or metal doors
- Installation hole spacing - 1¾" centers
- Fits doors 1" to 1¼" thick
- Spring loaded pushbutton with solid strike

Similar to:


**IDEAL SECURITY:**

SK1250

**WRIGHT:**

VC333 BL

VCK333 X3BL

 <p><b>WHEN ORDERING SPECIFY:</b> BX - Boxed CD - Carded ALU - Aluminum BK - Black</p>	MODEL NO.	FINISH	UNITS PER/CTN	WT. PER/CTN	LIST PRICE EA.
	L02CD	BLACK or ALUMINUM	10 CDS	10 lbs.	\$7.50
	L02BX	BLACK or ALUMINUM	10 BXS	10 lbs.	7.10
	KL02CD	BLACK or ALUMINUM	10 CDS	10 lbs.	9.85
	KL02BX	BLACK or ALUMINUM	10 BXS	10 lbs.	9.60

**L-03 PUSHBUTTON  
LATCH  
KL-03 PUSHBUTTON  
LOCK**

- Electrostatic black or aluminum finish
- For out-swinging wood or metal doors
- Installation hole spacing - 1¾" centers
- Fits doors 1" to 1¼" thick
- Spring loaded pushbutton with solid strike

Similar to:

**IDEAL SECURITY:**

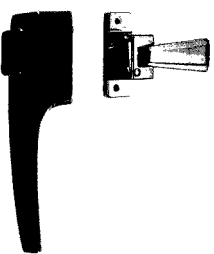
SK950

SK950 K

**WRIGHT:**

VF333

VFK333 X3

 <p><b>WHEN ORDERING SPECIFY:</b> BX - Boxed CD - Carded ALU - Aluminum BK - Black</p>	MODEL NO.	FINISH	UNITS PER/CTN	WT. PER/CTN	LIST PRICE EA.
	L03CD	BLACK or ALUMINUM	10 CDS	10 lbs.	\$7.50
	L03BX	BLACK or ALUMINUM	10 BXS	10 lbs.	7.10
	KL03CD	BLACK or ALUMINUM	10 CDS	10 lbs.	9.85
	KL03BX	BLACK or ALUMINUM	10 BXS	10 lbs.	9.60

# STORM • SCREEN • SECURITY DOOR LOCKS AND LATCHES

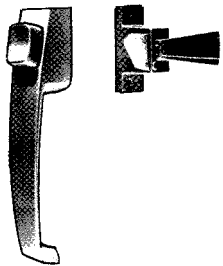
WE OFFER THE REPLACEMENT FOR ALL POPULAR MODELS OF LATCHES & LOCKS EQUIVILANT TO BOTH IDEAL SECURITY AND WRIGHT, AND OTHERS!

**L-04 PUSHBUTTON  
LATCH  
KL-04 PUSHBUTTON  
LOCK**

- Electrostatic black or aluminum finish
- For out-swinging wood or metal doors

- Installation hole spacing - 1¾" centers
- Spring loaded pushbutton with solid strike
- For replacement or new installation

Similar to:  
**WRIGHT:**  
V333  
VK333 X3


 <p><b>WHEN ORDERING SPECIFY:</b></p> <p>BX - Boxed CD - Carded ALU - Aluminum BK - Black</p>	MODEL NO.	FINISH	UNITS PER/CTN	WT. PER/CTN	LIST PRICE EA.
	L04CD	BLACK or ALUMINUM	10 CDS	10 lbs.	\$7.50
	L04BX	BLACK or ALUMINUM	10 BXS	10 lbs.	7.10
	KL04CD	BLACK or ALUMINUM	10 CDS	10 lbs.	9.85
	KL04BX	BLACK or ALUMINUM	10 BXS	10 lbs.	9.85

**L-05 PUSHBUTTON  
LATCH  
KL-05 PUSHBUTTON  
LOCK**

- Electrostatic black or aluminum finish
- For out-swinging wood or metal doors

- Installation hole spacing - 1½" centers
- Spring loaded pushbutton with solid strike
- For replacement or new installation

Similar to:  
**IDEAL SECURITY:**  
SK980

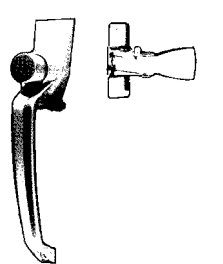
 <p><b>WHEN ORDERING SPECIFY:</b></p> <p>BX - Boxed CD - Carded ALU - Aluminum BK - Black</p>	MODEL NO.	FINISH	UNITS PER/CTN	WT. PER/CTN	LIST PRICE EA.
	L05CD	BLACK or ALUMINUM	10 CDS	10 lbs.	\$7.50
	L05BX	BLACK or ALUMINUM	10 BXS	10 lbs.	7.10
	KL05CD	BLACK or ALUMINUM	10 CDS	10 lbs.	9.85
	KL05BX	BLACK or ALUMINUM	10 BXS	10 lbs.	9.85

**L-06 PUSHBUTTON  
LATCH  
KL-06 PUSHBUTTON  
LOCK**

- Electrostatic black or aluminum finish
- For out-swinging wood or metal doors

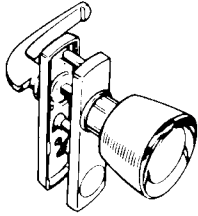
- Installation hole spacing - 1¾" centers
- Spring loaded pushbutton with solid strike
- For replacement or new installation

Similar to:  
**IDEAL SECURITY:**  
SK980

 <p><b>WHEN ORDERING SPECIFY:</b></p> <p>BX - Boxed CD - Carded ALU - Aluminum BK - Black</p>	MODEL NO.	FINISH	UNITS PER/CTN	WT. PER/CTN	LIST PRICE EA.
	L06CD	BLACK or ALUMINUM	10 CDS	10 lbs.	\$7.50
	L06BX	BLACK or ALUMINUM	10 BXS	10 lbs.	7.10
	KL06CD	BLACK or ALUMINUM	10 CDS	10 lbs.	9.85
	KL06BX	BLACK or ALUMINUM	10 BXS	10 lbs.	9.85

# STORM • SCREEN • SECURITY DOOR HARDWARE

## K-01 KNOB LATCH



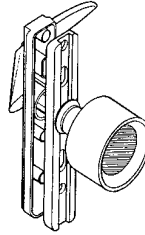
### (1 3/4" Hole Spacing)

- For outswinging wood or metal doors.
- Fits doors 7/8" to 1 1/8" thick.
- Installation hole spacing 1 3/4".
- Installs in three 1/4" holes.
- Backset from jamb (door stop) 7/8".
- Installs with spring loaded strike plate.

Similar to: Ideal Security (SK15, 11-15) Wright (V777)

MODEL NO.	FINISH	UNITS PER/CTN	WT. PER/CTN	LIST PRICE EA.
K-01	ALUM	10 Bxs.	10 lbs.	<b>\$7.23</b>
CD-K01	ALUM	10 Cds.	10 lbs.	<b>\$7.75</b>
K-01	BLACK	10 Bxs.	10 lbs.	<b>\$6.36</b>
CD-K01	BLACK	10 Cds.	10 lbs.	<b>\$7.75</b>

## K-03 KNOB LATCH




### UNIVERSAL HOLE SPACING WILL RETROFIT DOORS WITH 1 1/2" - 1 3/4" & 3" HOLE SPACING

- For outswinging wood or metal doors.
- Fits doors 7/8" to 1 1/8" thick.
- Installation hole spacing 1 1/2" - 1 3/4" & 3".
- Installs in three 1/4" holes.
- Backset from jamb (door stop) 1".
- Installs with spring loaded strike plate.
- Replaces all previous installation drillings in door.

INDIVIDUALLY DISPLAY CARDED

MODEL NO.	FINISH	UNITS PER/CTN	WT. PER/CTN	LIST PRICE EA.
CD-K03	ALUM	10 Cds.	10 lbs.	<b>\$7.75</b>
CD-K03	BLACK	10 Cds.	10 lbs.	<b>\$7.75</b>


## KP-11 ROUND KEY PLUG



- Furnished with two keys and spring loaded spindle • Converts Pushbutton Latches to Lock (L-05, L-06) • Similar to Ideal Security (SK8, 22-08) • Available Carded or Polybagged

MODEL NO.	FINISH	PACKED	PRICE EA.
CD-KP-11	ALUM	10	<b>\$3.55</b>
CD-KP-11	BLACK	10	<b>\$3.55</b>
TA-KP-11	ALUM	25	<b>\$3.30</b>
TA-KP-11	BLACK	25	<b>\$3.30</b>

## LS-31 LOW HEIGHT REPLACEMENT STRIKE

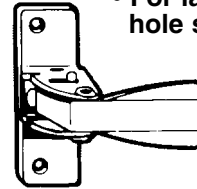


- 1" type resilient strike • Furnished with 1/16" and 1/8" shims • Similar to Ideal Security (SK1, 23.01) Wright (V777ST) • Available Carded or Polybagged

MODEL NO.	FINISH	PACKED	PRICE EA.
CD-LS31	ALUM	10	<b>\$1.33</b>
CD-LS31	BLACK	10	<b>\$1.33</b>
TA-LS31	ALUM	25	<b>\$0.93</b>
TA-LS31	BLACK	25	<b>\$0.93</b>

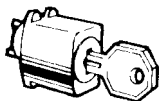
## L-51 INSIDE-LATCH REPLACEMENT HANDLE

- Anti-lockout feature
- For latches with 1 1/4" hole spacing



MODEL NO.	FINISH	PACKED	PRICE EA.
CD-L51	ALUM	10	<b>\$3.30</b>
CD-L51	BLACK	10	<b>\$3.30</b>

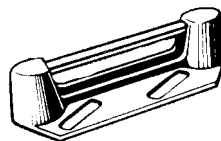
## KP-21 SQUARE KEY PLUG



- Furnished with two keys and spring loaded spindle • Converts Pushbutton Latches to Lock (L-02, L-03, L-04) • Similar to Ideal Security (SK1588, 22.88) Wright (V3) • Available Carded or Polybagged

MODEL NO.	FINISH	PACKED	PRICE EA.
CD-KP21	ALUM	10	<b>\$1.42</b>
CD-KP21	BLACK	10	<b>\$1.42</b>
TA-KP21	ALUM	25	<b>\$1.32</b>
TA-KP21	BLACK	25	<b>\$1.32</b>

## LS-41 EXTRA HIGH REPLACEMENT STRIKE

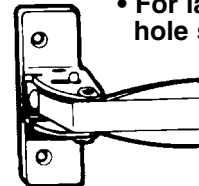


- 1" type resilient strike
- Furnished with 1/16" and 1/8" shims • Available Carded or Polybagged

MODEL NO.	FINISH	PACKED	PRICE EA.
CD-LS41	ALUM	10	<b>\$0.63</b>
CD-LS41	BLACK	10	<b>\$0.63</b>
TA-LS41	ALUM	25	<b>\$0.48</b>
TA-LS41	BLACK	25	<b>\$0.48</b>

## L-52 INSIDE-LATCH REPLACEMENT HANDLE

- Anti-locking feature
- For latches with 1 1/2" hole spacing



MODEL NO.	FINISH	PACKED	PRICE EA.
CD-L52	ALUM	10	<b>\$1.32</b>
CD-L52	BLACK	10	<b>\$1.32</b>

# STORM & JALOUSIE CHAIN DOOR GUARDS

## #VC3700 GV-PWS DELUXE DOOR PROTECTOR CHAIN WITH MAR-PROOF PLASTIC TUBE COVERING

### Description:

Storm and jalousie chain door guard with elastic vinyl tube covering which will not mar door or scratch glass. Helps prevent noise.

**Finish:** Zinc plated with gray plastic tube

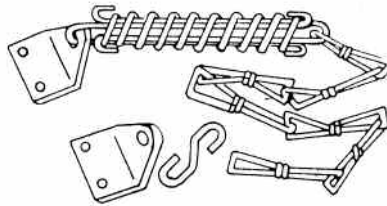
**Packed:** 12 polybagged w/screws/ctn. 72 per master case

**Weight:** 3 lbs/ctn of 12

**List: \$2.25 ea.**



## TA-3700 GV SINGLE SPRING CHAIN DOOR GUARD



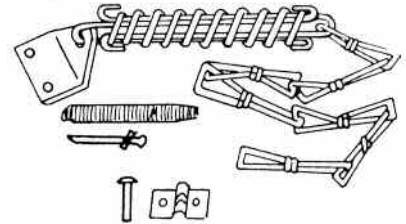
**Finish:** Heavy Zinc plated waterproof finish

**Packing:** 6 doz. per carton/poly bagged with fasteners -- 144/case

**Weight:** 4¾ lbs per dozen

**List Price: \$1.65 Per Set**

## DX3700 GV OR BK SINGLE SPRING CHAIN DOOR GUARD



### DELUXE MODEL

WITH HANG-UP SPRING AND NAIL

**Finishes:** Heavy Zinc plated waterproof finish or dead black gun metal finish

**Packing:** 6 doz. per carton/poly bagged with fasteners -- 144/case

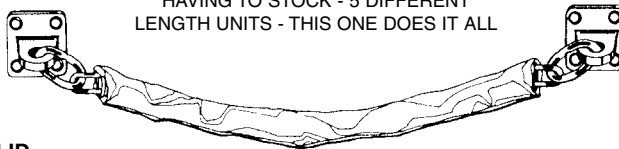
**Weight:** 5 lbs per dozen

**List Price: \$1.98 Zinc  
Per Set \$2.25 Black**

## EXTRA HEAVY DUTY - COMMERCIAL GRADE ADJUSTABLE CHAIN DOOR STOP MATCHED VINYL COVERED WITH CAST BRASS PLATES

TA-1631

ADJUSTABLE FEATURES ELIMINATES YOUR HAVING TO STOCK - 5 DIFFERENT LENGTH UNITS - THIS ONE DOES IT ALL



SOLID  
CAST BRASS  
MOUNTING PLATES

ADJUSTABLE FROM 20" TO 30½" • EXTRA HEAVY DUTY • SPECIALLY DESIGNED FOR FULL SIZE COMMERCIAL GRADE EXTERIOR DOORS • SUPERIOR STOPPING AND CUSHIONING QUALITIES • 2 RUGGED COMPRESSION SPRINGS CAST BRASS MOUNTING AND PLATES • GRAY OR TAN VINYL COVER PREVENTS SCRATCHING OR DETERIORATION OF DOOR AND ELIMINATES ALL NOISE

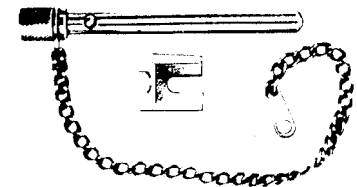
PACKED: ONE PER BOX -- 50 PER CASE

TA-1631 CMD – SATIN CHROME

TA-1631 DUR – MEDIUM DURONODIC

**\$17.13 EA.**

## CD-626 SLIDING DOOR NITE LOCK PIN WITH HOLDER BRACKET



**Description:** Sliding door or aluminum patio door night lock pin

**Finish:** Bright Chrome

**Packed:** 1 dz/ctn. 72 dz./master ctn.


**Weight:** 1 lb/ctn. of 12

**\$1.20 EA.**

AVAILABLE POLYBAGGED \$1.05 EA.

# SPRING SCREEN DOOR HINGES PULLS AND CATCHES

## TA-158 SPRING SCREEN DOOR HINGE

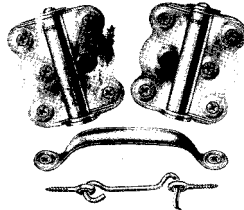


SIMILAR STANLEY #158

**Description:** Non-Adjustable type spring screen door hinge.  
**Finish:** TA-158GV—Zinc Plated  
 TA-158BK – Black Japanned  
**Packing:** 12 pair per box  
 120 pair per case  
**Weight:** 4½ lbs./box  
**List Price:** TA158GV - \$2.90 pr.  
 TA158BK - \$3.68 pr.


## TA-1158 SPRING SCREEN DOOR HINGE SETS

SIMILAR  
STANLEY  
#1158



**Description:** 2 Non-Adjustable hinges w/handle-hook and eye-and screws, boxed.  
**Finish:** TA-1158F – Brass Plated  
 TA-1158GV – Zinc Plated  
 TA-1158BK – Black Japanned  
**Packing:** 1 set per box  
 100 sets per case  
**Weight:** 10 oz. ea.  
**List Price:** TA1158F - \$4.93 set  
 TA1158GV - \$4.18 set  
 TA1158BK - \$5.00 set

## TA-158F-PWS SPRING SCREEN DOOR HINGE



SIMILAR STANLEY #158

**Description:** Non-Adjustable Poly Bagged w/screws.  
**Finish:** Brass Plated  
**Packing:** 6 pair per box  
 120 pair per case  
**Weight:** 2¼ lbs./box  
**List Price:** \$3.23/pr.

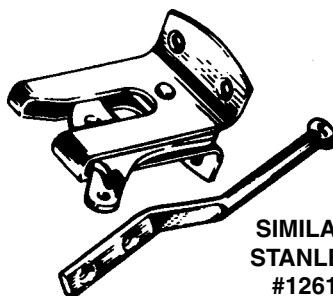
## TA-479PWS DOOR PULL W/SCREWS



SIMILAR STANLEY #479

**Description:** Poly-Bagged Door Pull w/screws.  
**Finish:** TA-479F--Brass Plated  
 TA-479GV--Zinc Plated  
 TA-479BK--Black Japanned  
**Packing:** 25 per box  
 25 dz. per case  
**List Price:** TA479F - \$.55 ea.  
 TA479GV - \$.50 ea.  
 TA479BK - \$.70 ea.

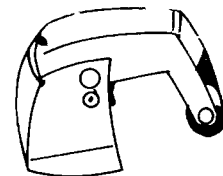
## TA-3995GV-PWS GRAVITY GATE LATCH SET



SIMILAR  
STANLEY  
#1261

**Description:** Wrought steel ball tipped, polybagged with screws.  
**Finish:** Unichrome  
**Packing:** 10 sets per box  
 360 sets per carton  
**Weight:** 4 lbs. per 10 sets  
**List Price:** \$ 2.60 ea.

## TA-650GV-PWS SCREEN DOOR SNAP HINGES



SIMILAR STANLEY #210

**Description:** To hold shut storm & screen door, polybagged with screws.  
**Finish:** Steel -- unichrome  
**Packing:** 1 dz. per box  
 50 dz. per carton  
**Weight:** 1.7 lbs. per dozen  
**List Price:** \$ 1.90 ea.